

M148-3



"Veinmate" 2 - I.V. Injection Pad

- Quantity/5 pieces/set
- Weight/About 0.7kg (5 pieces)
- Case size/W29×D20×H10cm
- Accessories/Irrigator, Belt, Storage case

Practices of different levels

- Makes possible practice closely simulating clinical situations in various patients.
- The epidermis is very close to that of a living body and leaves no needle mark even after countless practices.

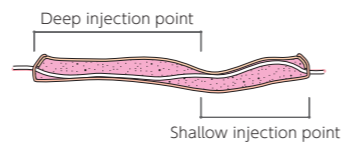


Feature

The feeling of the skin and vessels on palpation and needle insertion has been made closer to that in the human body.



- The vessels are arranged in meandering courses.



- The vessels pass different depths from close to the surface to deep areas.

Practice

Preparation



Palpation



Intravenous injection



Blood sampling



M117-8

Stock Solution for Simulated blood 100 cc

M148-2

Irrigator

- Y connector included

M118-1



"Musclemate" 2 - Intramuscular Injection Simulator

- Weight/About 0.5kg
- Case size/W32×D12×H11cm
- Accessories/Drain bag, Belt, Storage case


Mastery of the hard-to-learn feeling of "depth"

- An all-skin model that has achieved unprecedented reality.
- Shows the correct or incorrect injection site including the depth with LED lamps.




Feature

Correct or incorrect is indicated with built-in lamps and a buzzer.




OK

The Green lamp is lit when the injection site and the depth are correct.



Error regarding the site

The red light is flashed, and the buzzer goes off, when the injection site is incorrect.



Error regarding the depth

Both the red and green lamps are flashed, and the buzzer goes off, when the injection site is correct but too deep.

* The light of the LED lamps is seen through the skin.

Practice

Preparation



Palpation



Pinching



Brachial I.M. injection



Subcutaneous injection



* Water (tap water only) can be used.